

LCWC P25 Radio System Update



Presented by:
Rob Anderson

Date Presented:
September 11th, 2024

Overview



- Equipment Upgrade
- System Usage
- Phase 2/LSM
- AVL Data/Emergency

Past Upgrades



- System Commissioned (~2014)
- Microwave Upgrade (2017)
- Tait Software Upgrade (2022)
- Equipment Upgrade (2024)

Equipment Upgrade/Maintenance



- New Equipment
 - GPS Timing
 - DC Power
 - Network Routers
 - TB9100 for TB9400 Repeaters
 - New Features
 - Phase II
 - C4FM/LSM
- Maintenance
 - Check and confirm Power Levels
 - Antenna Sweeps

Subscriber Radio Maintenance



- Radios should be maintained
- New Radios should be Licensed for Phase II with LSM capability

System Usage



- System Commissioned in 2014
 - Clusters were designed for the population at the time of installation

Month	Year	Call Counts
March	2023	755,686
April	2023	1,128,883

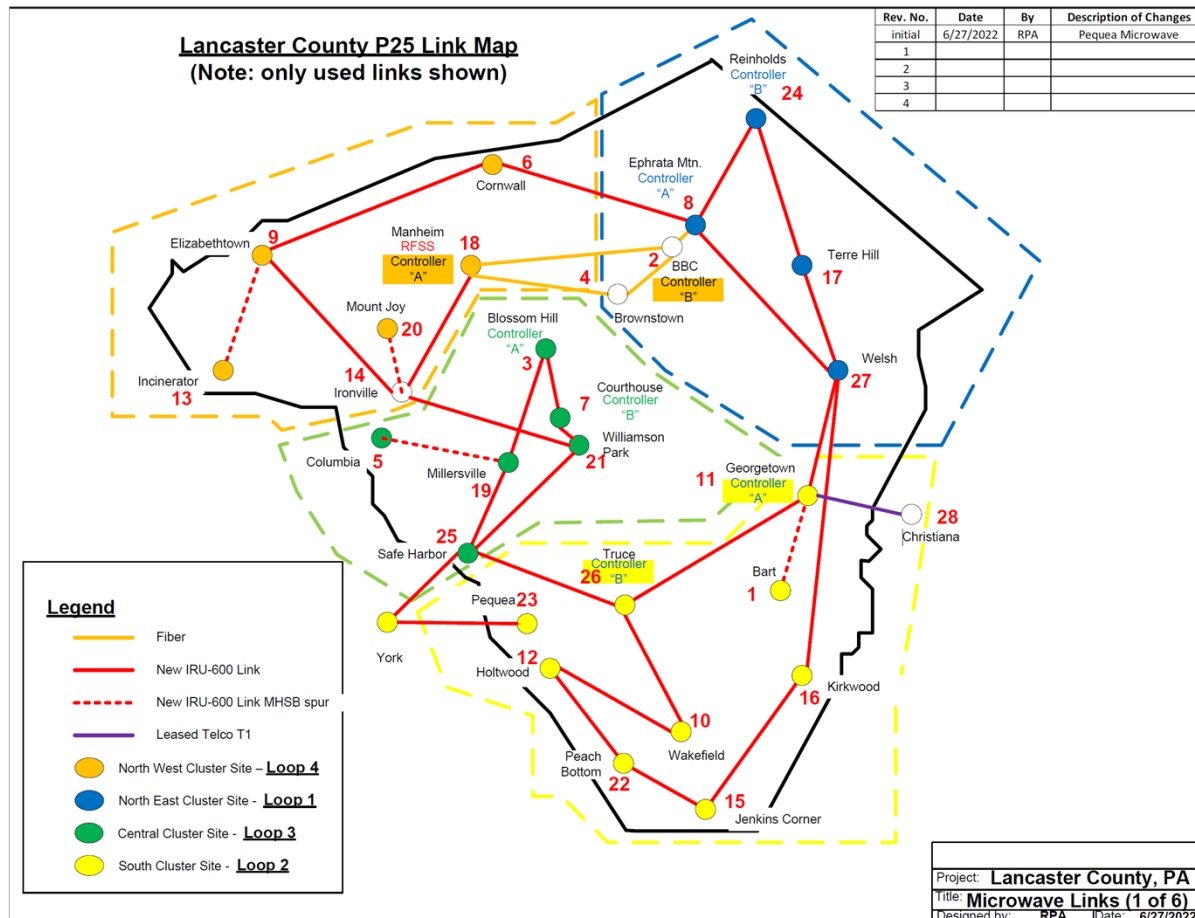
Month	Year	Call Counts
March	2024	1,819,702
April	2024	2,191,767

Subscriber's Registered

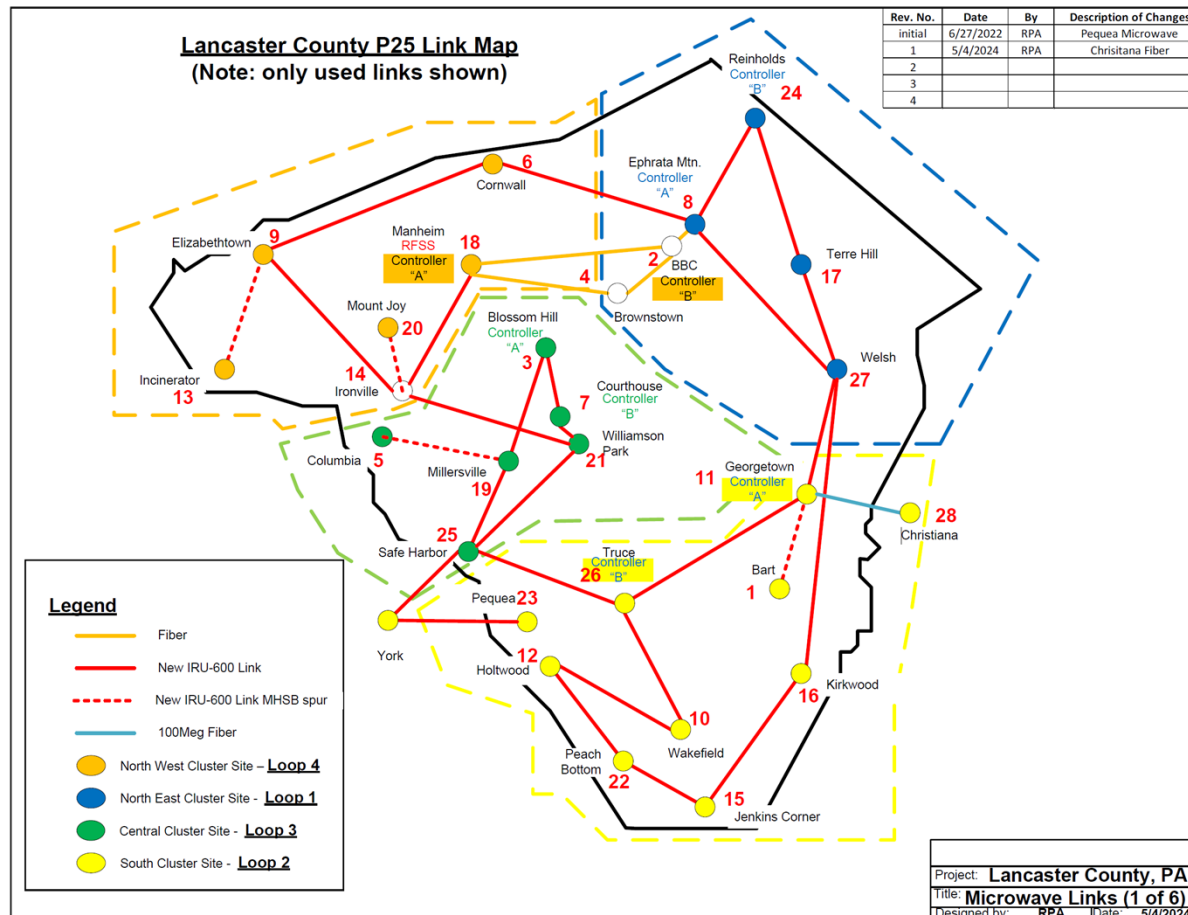


Average Subscribers 2016	Average Subscribers 2024
500	1500

Cluster Overview



Updated Cluster Overview



System Busy



- System Busy
 - Talk group – Someone is currently transmitting on the same talk group
 - Queue A – Cluster is over-subscribed, and no other inbound traffic channels are available
 - Queue B – Calling Cluster is available, but the adjacent cluster is busy

System Busy



Percent of system-queued calls from 2023 vs 2024

	Jan-24	Feb-24	Mar-24	Apr-24	May-24	Jun-24	Jul-24	Aug-24
Queued A	267%	376%	1392%	762%	123%	119%	591%	62%
Queued B	286%	142%	646%	738%	374%	189%	464%	168%

System Busy



Report from Aug 2024

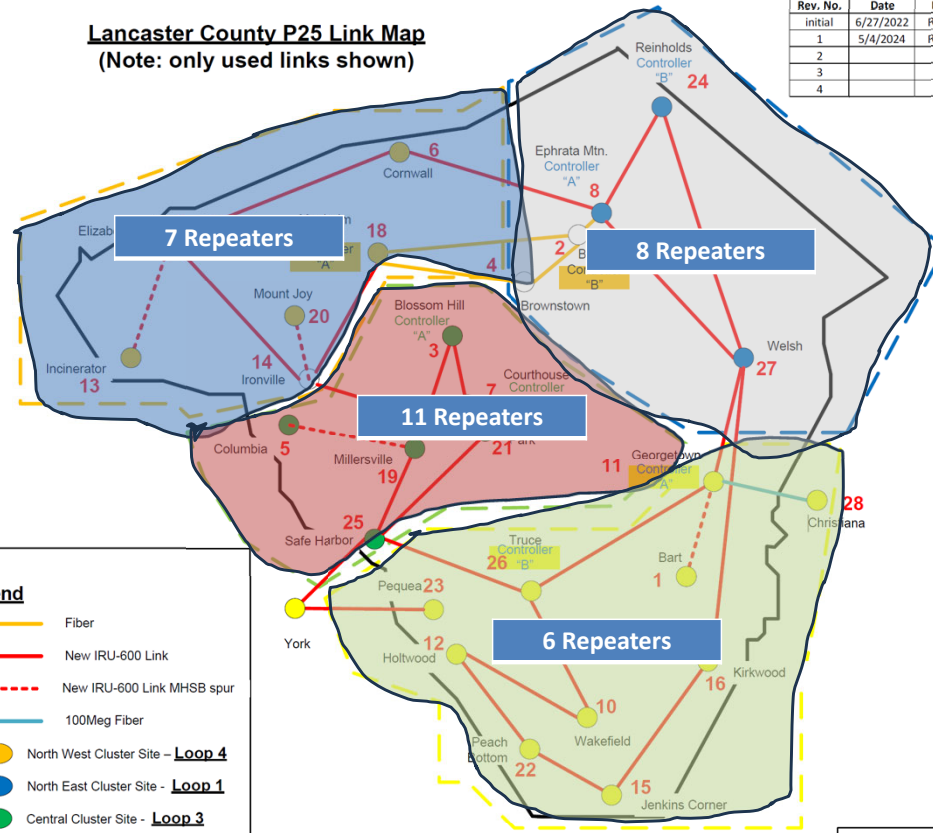
Site Alias	PTTs	Total Call Time	Avg Call Time	"B" Queued	"B" Queued Time	"A" Queued	"A" Queued Time
01-Central	513197	605:23:08	0:00:04	0	0:00:00	0	0:00:00
02-NorthEast	452015	525:05:15	0:00:04	0	0:00:00	0	0:00:00
03-NorthWest	446254	520:07:37	0:00:04	11	0:00:11	17	0:00:14
04-South	425051	477:30:10	0:00:04	341	0:06:08	31	0:00:12

Cluster System Busy



Lancaster County P25 Link Map
(Note: only used links shown)

Rev. No.	Date	By	Description of Changes
initial	6/27/2022	RPA	Pequea Microwave
1	5/4/2024	RPA	Christiana Fiber
2			
3			
4			



Legend

- Fiber
- New IRU-600 Link
- - - New IRU-600 Link MHSB spur
- 100Meg Fiber
- North West Cluster Site - **Loop 4**
- North East Cluster Site - **Loop 1**
- Central Cluster Site - **Loop 3**
- South Cluster Site - **Loop 2**

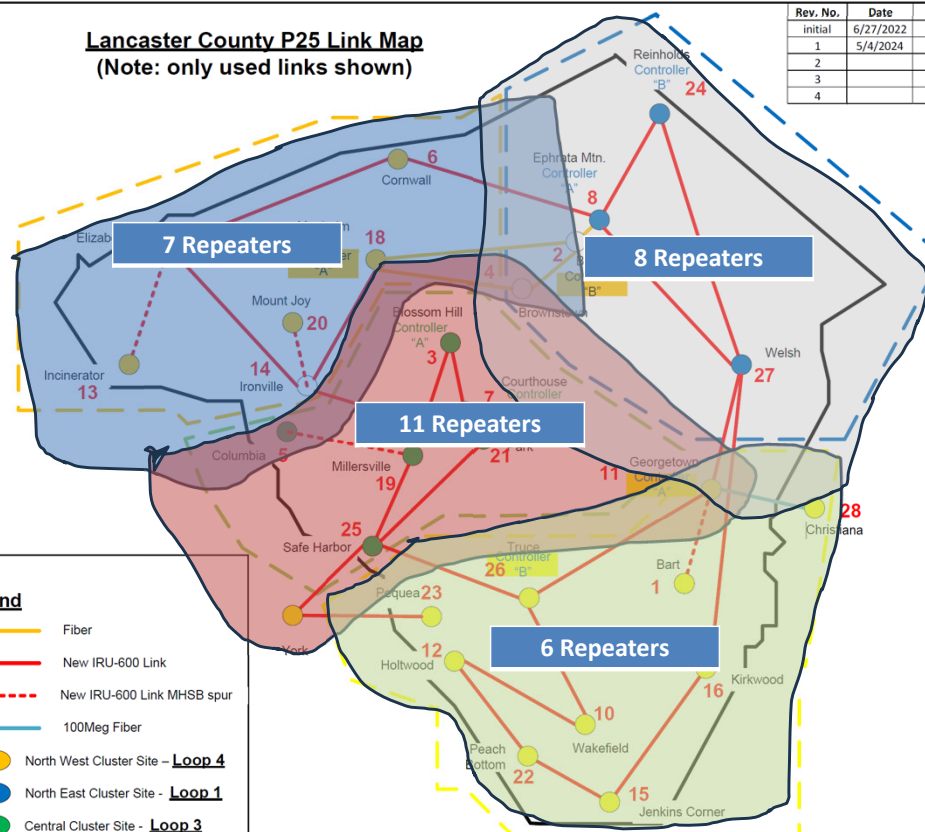
Project:	Lancaster County, PA
Title:	Microwave Links (1 of 6)
Designed by:	RPA
Date:	5/4/2024

System Busy



Lancaster County P25 Link Map
(Note: only used links shown)

Rev. No.	Date	By	Description of Changes
initial	6/27/2022	RPA	Pequea Microwave
1	5/4/2024	RPA	Christiana Fiber
2			
3			
4			



Legend

- Fiber
- New IRU-600 Link
- - - New IRU-600 Link MHSB spur
- 100Meg Fiber
- North West Cluster Site - **Loop 4**
- North East Cluster Site - **Loop 1**
- Central Cluster Site - **Loop 3**
- South Cluster Site - **Loop 2**

Project: **Lancaster County, PA**
 Title: **Microwave Links (1 of 6)**
 Designed by: **RPA** Date: **5/4/2024**

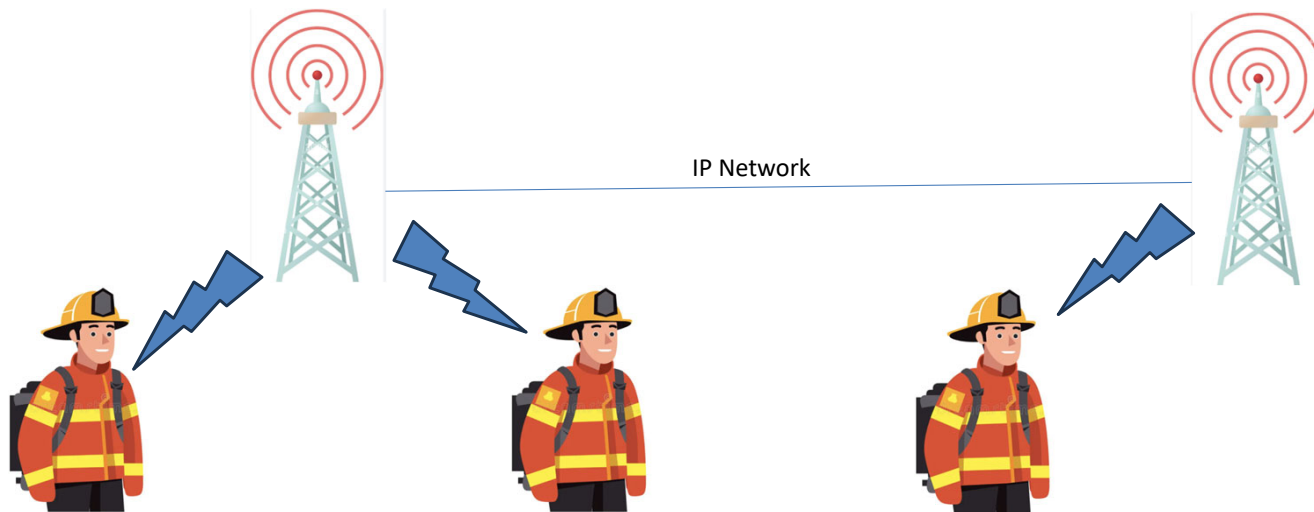
System Busy



Central Cluster

South Cluster

Central
CCH
Talk Ch
Talk Ch
Talk Ch
Talk Ch
Talk Ch
Talk Ch
Talk Ch
Talk Ch
Talk/Data Ch
Talk Ch
Talk Ch



South
CCH
Talk Ch
Talk Ch
Talk Ch
Talk Ch
Talk Ch/Data Ch
Talk Ch

Phase 1 vs. Phase 2

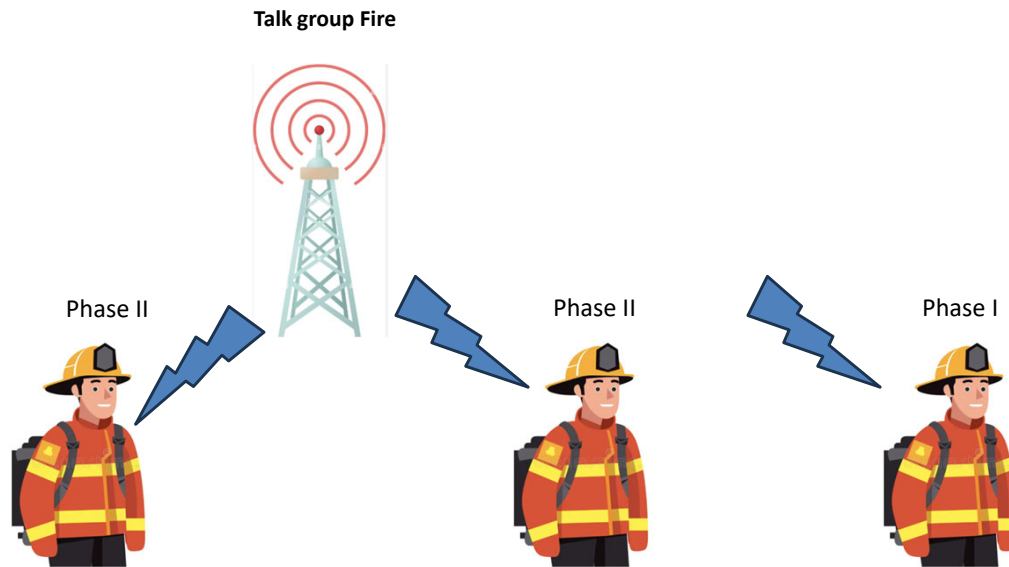


Phase 2 is more spectrally efficient than Phase 1, providing two effective channels per 12.5 kilohertz bandwidth. In P25 Phase 2, each physical base station provides two effective voice channels. It does this by using [TDMA](#), or Time Division Multiple Access, where two independent conversations share the same channel.

P25 Channels – Physical vs. Logical Channels												
	Model	Repeater 1/CCH	Repeater 2		Repeater 3		Repeater 4		Repeater 5		Repeater 6	
Phase 1	TB9100	1	2		3		4		5		6	
Phase 2	TB9400	1	2	3	4	5	6	7	8	9	10	11

Phase	Talk paths
Phase 1	5 Talk paths
Phase 2	10 Talk paths

Phase II – Phase I Subscriber



P25 Channels – Physical vs. Logical Channels

	Model	Repeater 1/CCH	Repeater 2		Repeater 3		Repeater 4		Repeater 5		Repeater 6	
Phase 1	TB9400	1	2		3		4		5		6	
Phase 2	TB9400	1	2	3	4	5	6	7	8	9	10	11

C4FM vs LSM



Continuous Four Frequency Modulation (C4FM) – System Currently Configured

- Frequency Shift Keying

Linear Simulcast Modulation (LSM)

- Phase Shift Keying

Benefits of LSM

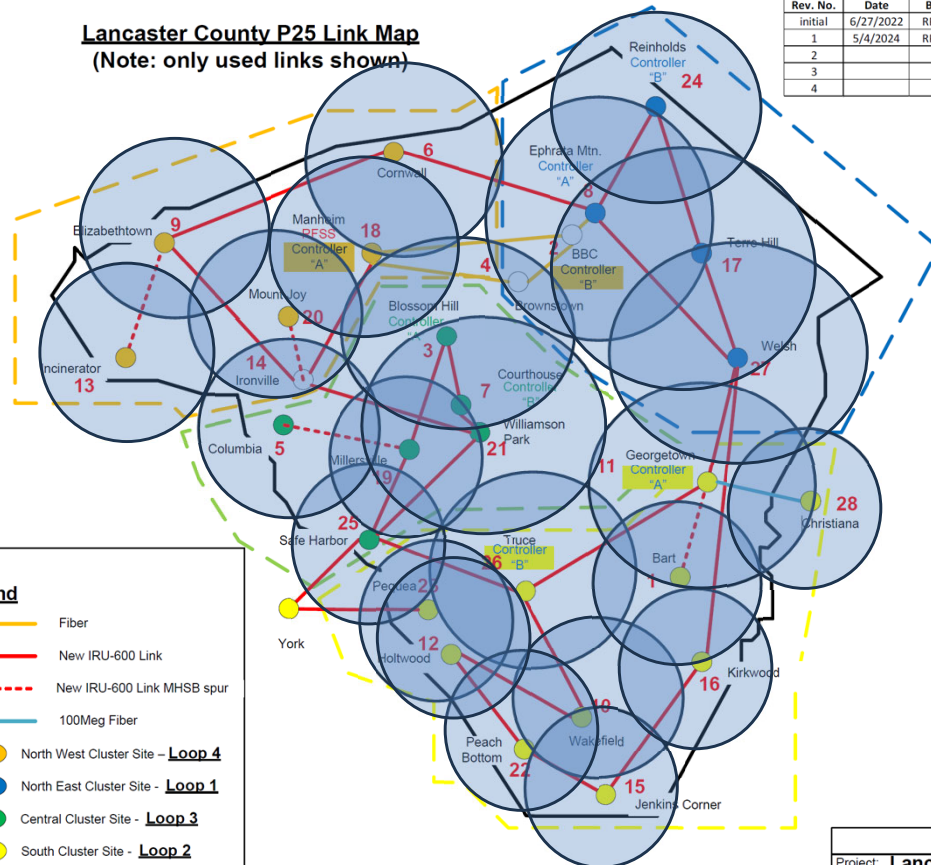
- Require **fewer sites** compared to non-LSM (the usual P25 C4FM).
- **Better audio quality** in crossover areas using existing sites compared to C4FM on the same sites. (TDI)
- **Easier to do coverage planning/launch time calculations** as there is more margin for error.

C4FM TDI



Lancaster County P25 Link Map
(Note: only used links shown)

Rev. No.	Date	By	Description of Changes
initial	6/27/2022	RPA	Pequea Microwave
1	5/4/2024	RPA	Christiana Fiber
2			
3			
4			



Legend

- Fiber
- New IRU-600 Link
- - - New IRU-600 Link MHSB spur
- 100Meg Fiber
- North West Cluster Site - **Loop 4**
- North East Cluster Site - **Loop 1**
- Central Cluster Site - **Loop 3**
- South Cluster Site - **Loop 2**

Project:	Lancaster County, PA
Title:	Microwave Links (1 of 6)
Designed by:	RPA
Date:	5/4/2024

LSM (Linear Simulcast Modulation)



- Benefits of LSM
 - Better Audio Quality
 - Removes TDI (inter-cluster site interference)
 - Require fewer sites compared to non-LSM (C4FM)

AVL



In the latest update, AVL was introduced. It allows units configured with GPS to send their location in the event the emergency button is pressed.

Packet data/AVL always uses Phase 1.

The Tait Core uses designated Data/Voice Channels to transmit data/AVL through the P25 System to a dedicated server that displays the location.

Recap



Based on usage data, the amount of subscribers and usage has increased.

The recent upgrade allows the county:

- Move LSM - which will help with coverage and provide better audio quality.
- Phase 2 – Increase the capacity of the system (reduce denied radio calls)